



Community First

*City of Granite Falls
In Partnership With
Snohomish County
Sheriff's Office*



Sheriff Ty Trenary

City Manager Brent Kirk

Police Report for November 16th 2016

NOTABLE POLICE INCIDENTS/ACTIVITIES:

MOVIE PRODUCTION ASSIST

On 11/04/2016 from 630AM to 630PM, the Police Department assisted the film production company that's in town with their movie shoot at the abandoned house at 9722 Jordan Road. This was at the request of the production company. I served as a liaison between them and two of our Contract Deputies who volunteered to work this off-duty security/traffic control job. Each Deputy worked a six hour shift and there were no reported problems.

ANNOUNCEMENT FOR GRANITE FALLS REGIONAL POLICE CONTRACT OPENING

On 11/01/2016, I emailed out an announcement for the creation of a current eligibility list for the Granite Falls Regional Police Contract. Our current eligibility list expires on 11/25/2016. This week, Deputy Don Lorenz officially notified me that he will be leaving the Sheriff's Office effective on 12/06/2016. He is leaving to join his family who is already living in Southern California and at this time he is in the final stages of being hired by two different Police agencies. Don Lorenz has done great police work for the community while working in Granite Falls and he will be missed. We wish him well on all of his future endeavors.

GRANITE FALLS STATISTICS:

The following tables and charts compare incident types of service as reported for the Granite Falls Police Department. This contract has an Originating Agency Identifier (ORI) of WA0311100.

Incident Call Source

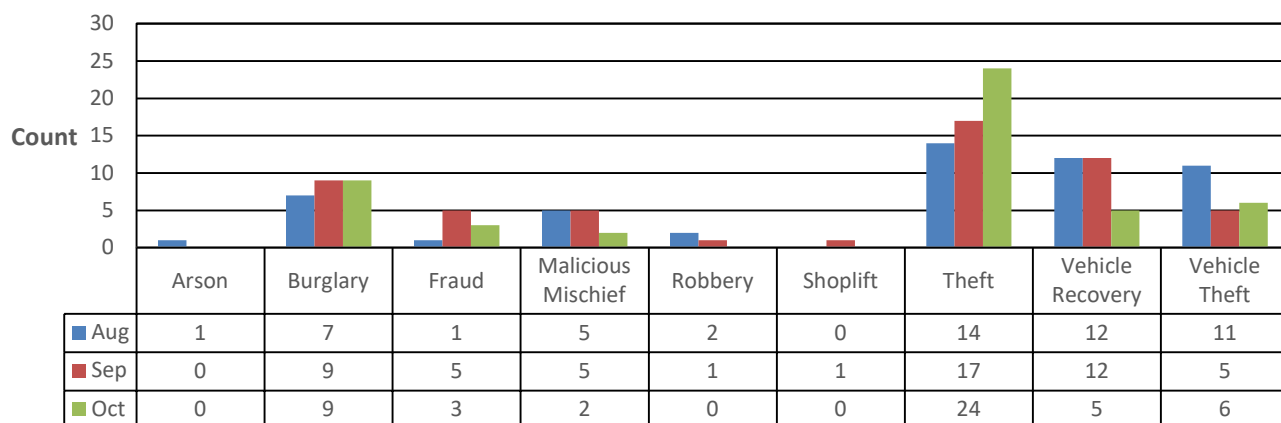
Call Source	Aug	Sep	Oct	Totals
	1	0	0	1
911	480	471	405	1356
Officer-Initiated	241	266	213	720
Other	0	1	0	1
Totals	722	738	618	2078

Incident Call Source by Beat

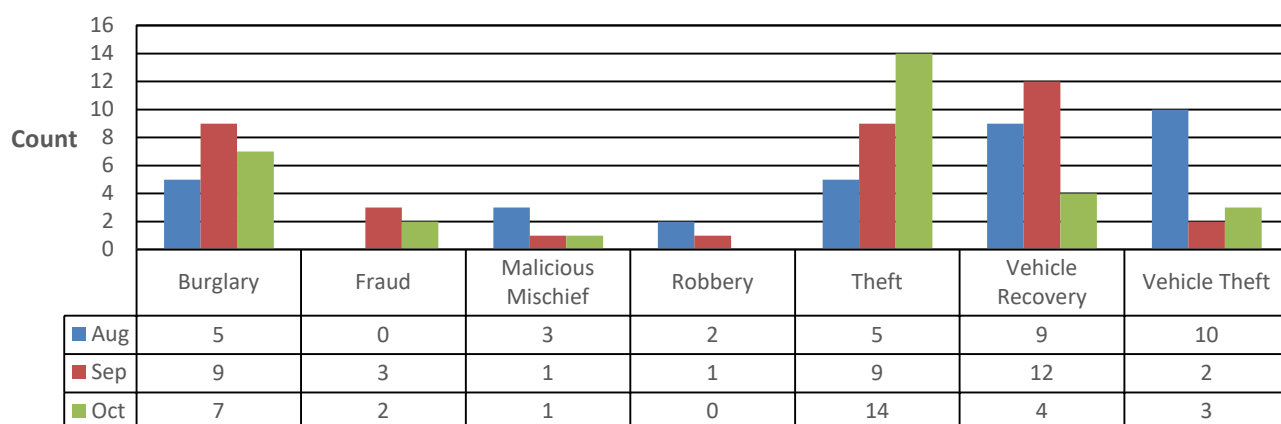
Beat & Call Source	Aug	Sep	Oct	Totals
GRF				
911	198	241	184	623
Officer-Initiated	136	151	129	416
E1				
911	115	106	62	283
Officer-Initiated	44	32	21	97
E2				
911	37	20	25	82
Officer-Initiated	4	6	2	12
L2				
911	109	86	119	314
Officer-Initiated	15	28	25	68
UNVERIFIED				
Officer-Initiated	21	30	24	75
Other Beats				
	1	0	0	1
911	21	18	15	54
Officer-Initiated	21	19	12	52
Other	0	1	0	1
Totals	722	738	618	2078

- A blank in the call source field indicates an unidentified source such as an online tip or crime report.

Granite Falls Property Crime Last 3 Months - All Dispositions



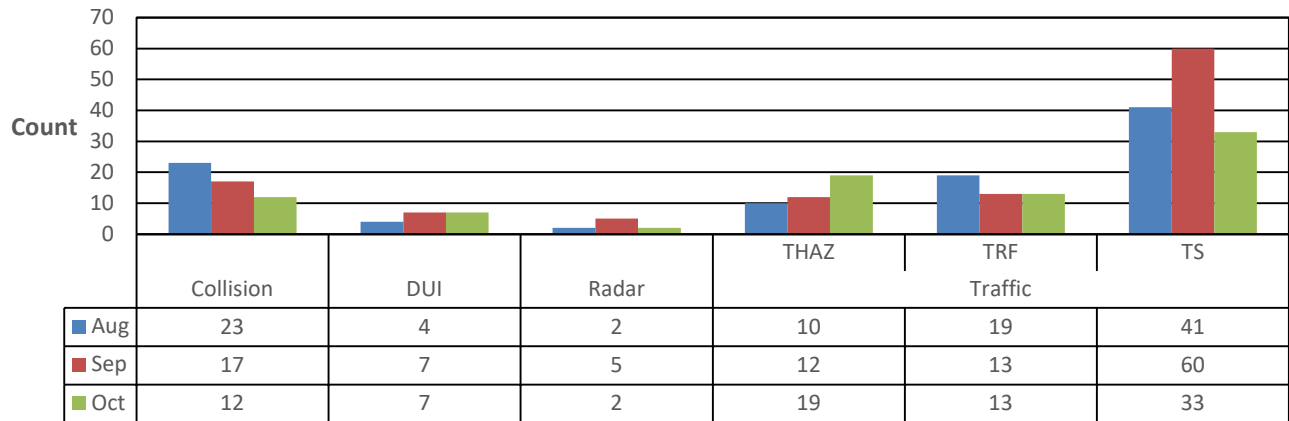
Granite Falls Property Crime Last 3 Months - Dispositions A, B, I & R



➤ Note: Dispositions may be singular or multiple (and combined in the database). Dispositions here, other than “all”, are those singular values and the end disposition of any combined string of dispositions.

A = Arrests, B = Booking, I = Impounded and R = Case Report

Granite Falls Vehicle Incidents Last 3 Months - All Dispositions



THAZ = Traffic Hazard, TRF = Traffic Problem and TS = Traffic Stop

Tickets Reported	Aug	Sep	Oct	Totals
Collision	1	0	0	1
Traffic Stop	15	17	10	42
Totals	16	17	10	43

Incident Types – Past 3 Months

Incident Type	Aug	Sep	Oct	Totals
911	18	19	13	50
Abandoned Vehicle	18	22	10	50
Abuse of Person	1	0	1	2
AID	0	1	0	1
Alarm	25	17	32	74
Animal	9	8	7	24
Arson	1	0	0	1
Assault	14	11	8	33
Assist	17	16	7	40
Attempt to Contact	0	0	1	1
Attempt to Locate	0	1	0	1
Burglary	7	9	9	25
Civil	23	18	12	53
Collision	23	17	12	52
CPS	2	2	3	7
Death	1	0	0	1
Disturbance	42	36	34	112
DUI	4	7	7	18
DV	12	21	10	43
Fireworks	2	0	3	5
Follow Up	75	78	81	234

Foot	4	6	2	12
Fraud	1	5	3	9
Harassment	7	4	5	16
Information	1	1	1	3
LEVEL 2	0	0	1	1
Mail/Web Based Complaint/Report	0	1	0	1
Malicious Mischief	5	5	2	12
Mental	4	2	6	12
Noise Complaint	22	8	6	36
Nuisance	3	7	5	15
Order Violation	0	5	3	8
Ordinance Violation	4	0	1	5
Other	9	10	5	24
Paper Service	0	0	4	4
Parking	7	1	3	11
Person Lost/Found	7	9	12	28
Property Lost/Found	3	7	4	14
Public Assist	13	17	13	43
Pursuit	1	1	0	2
Radar	2	5	2	9
Robbery	2	1	0	3
RSO	3	2	0	5
SAR	4	2	2	8
School	2	6	5	13
Search Warrant	1	0	0	1
Security Check	52	44	54	150
Shoplift	0	1	0	1
Shots Heard	6	8	2	16
Special Ops	1	1	5	7
Substance Abuse	7	10	6	23
Suicide	5	6	4	15
Suspicious	105	123	88	316
Theft	14	17	24	55
Threat	2	2	5	9
Traffic	70	86	67	223
Trespass	15	16	5	36
Vehicle Recovery	12	12	5	29
Vehicle Theft	11	5	6	22
Warrant	10	6	7	23
Weapon	0	1	2	3
Welfare Check	13	12	3	28
Totals	722	738	618	2078

➤ Note: All data was obtained through a LERMS Data Analysis and Mapping query Tables and charts compiled by Volunteer Ray Coleman