



The City Of
Granite Falls



Mayor Joshua Golston

Sheriff Ty Trenary

Notable Events of August 2015

As promised, a full statistical report is attached. Normally, I would make the report brief and keep specific information to a minimum. However, I felt that the information contained on my statistic and graph reports, in its entirety, not only complements the work we are achieving in the community as a police department; but specifically points out the fact that this is a safe community to live, work and enjoy. We, as a police department, are committed to the success and safety of our community!

Since taking over the Chief position in March, I had the idea of identifying our police vehicles with our community. I have met with Brent Kirk about the proposition; and scoured the internet for ideas. Sheriff Trenary applauded the idea and gave his full endorsement.

At the September 2nd Council meeting, I presented 2 graphic ideas for our police vehicles. Overwhelmingly, the graphic chosen by the Council reflected the City's Police Department that started with a Town Marshall dating back to at least 1904. The graphics for our vehicles will be on the side rocker panels on both doors. It is a bold statement as to which community the police vehicles belong. The graphics are black, bright blue and white and state "GRANITE FALLS" in bold reflective lettering. Our first vehicle should receive the new police graphics near the first part of October (hopefully before the Railroad Days parade).

Over the past several weeks, I've met with school officials and talked about expectations related to off-duty assignments at Football games to other planned events. We've started planning for both Railroad Days and our Halloween event. Granite Falls Hardware has graciously agreed to donate the materials to construct the fake jail for kids to be used on Halloween and other events. Thank you Danny! We have the instructions for the jail's assembly; and would love any volunteer assistance in its construction (see Carol for information).

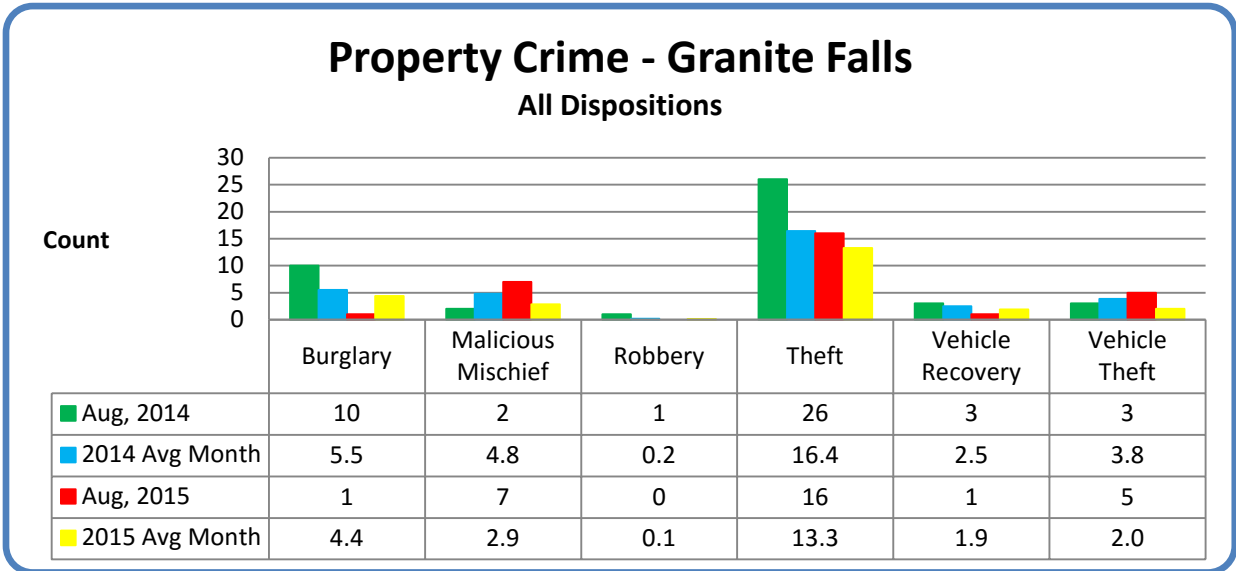
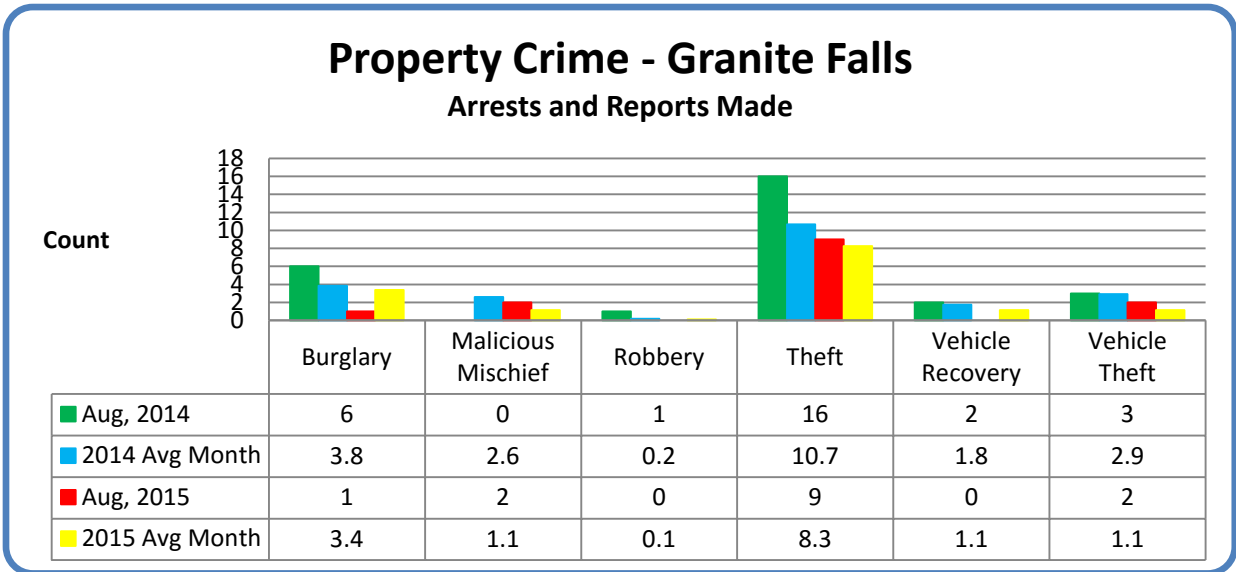
I continue to direct our officers to proactive patrol our community; continue our zero tolerance directive; and use social media to keep our citizen's aware of issues, events and programs.

Respectfully submitted,

Scott Robertson

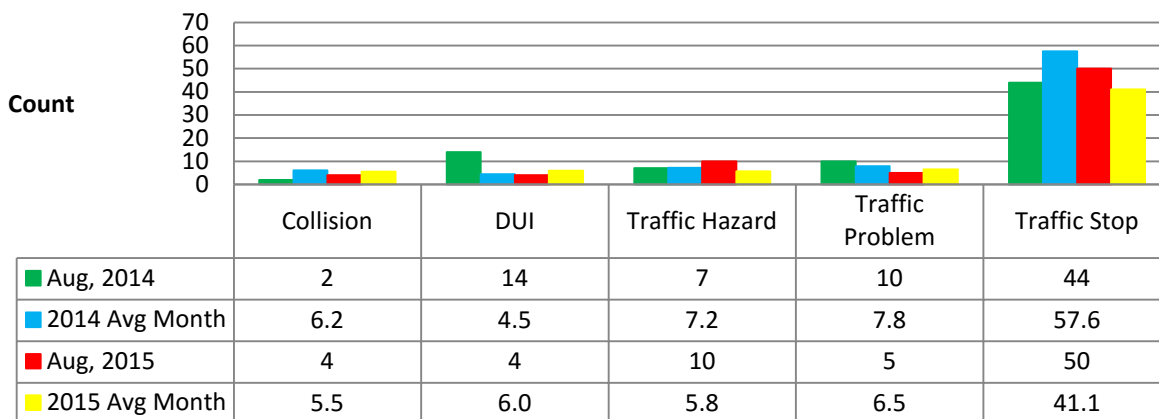
*Snohomish County Sheriff's Office
Police Chief, City of Granite Falls
(425) 328-7429*

The following charts and table compare calls for service in the reporting month to the same month in the previous year and provide a monthly average (Typical Month) in each category. Data displayed is for all dispatch groups provided service by the Granite Falls (LL) Police agency.



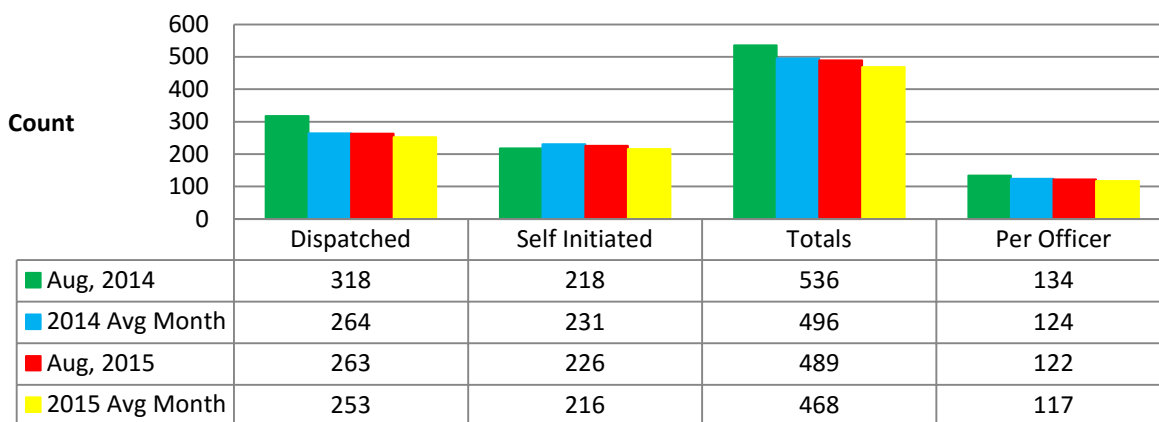
Traffic Calls - Granite Falls

All Dispositions



Calls By Source - Granite Falls

All Dispositions



Notes: Dispatched:
Self Initiated:
Per Officer:

SNOPAC or Citizen generated – dispatched calls for service
Calls initiated by officers
Total divided by active call takers (based on 4 officers)

Comparison of All Calls For Service – All Dispositions

Event	Aug, 2014	2014 Total	2014 Avg Month	Aug, 2015	2015 Total	2015 Avg Month
ANI ALI Hang up/Open line	13	271	22.6	18	168	21.0
Abandoned Vehicle	4	48	4.0	12	39	4.9
Abuse/Neglect (child or elder)	0	5	0.4	0	6	0.8
Animal Control	8	72	6.0	5	52	6.5
Administrative, Available	0	9	0.8	0	3	0.4
Administrative, Unavailable	4	53	4.4	0	1	0.1
Assist, Fire	4	36	3.0	6	37	4.6
Assist, Law Enforcement	6	116	9.7	5	55	6.9
Alarm, Audible	10	125	10.4	21	71	8.9
Alarm, Duress/Panic	0	10	0.8	1	8	1.0
Alarm ,Holdup	0	0	0.0	0	1	0.1
Alarm, Silent	1	7	0.6	1	10	1.3
Assist, Public & Other	9	112	9.3	14	76	9.5
Arson	0	1	0.1	0	0	0.0
Assault, Non Priority	2	17	1.4	1	18	2.3
Assault, Priority	5	18	1.5	0	10	1.3
Assault, Weapon Involved	1	4	0.3	3	7	0.9
Attempt to Contact	0	2	0.2	0	3	0.4
Attempt to Locate	0	1	0.1	0	2	0.3
Fireworks	1	22	1.8	0	18	2.3
BAR	0	0	0.0	1	1	0.1
Bar Check	0	22	1.8	0	1	0.1
Bomb Threat	0	1	0.1	0	0	0.0
Burglary, Non priority	7	56	4.7	1	29	3.6
Burglary, Priority	3	10	0.8	0	6	0.8
Check	3	25	2.1	1	21	2.6
Civil Problem	4	72	6.0	8	63	7.9
Collision, Non-Priority	2	59	4.9	4	38	4.8
Collision, Priority	0	15	1.3	0	6	0.8
Death Investigation	0	2	0.2	0	2	0.3
Disturbance	13	166	13.8	14	93	11.6
DUI/DUI Emphasis	14	54	4.5	4	48	6.0
Domestic Violence, Priority	4	31	2.6	4	20	2.5
Domestic Violence, Verbal	3	36	3.0	3	16	2.0
Domestic Violence, Weapon	0	0	0.0	0	3	0.4
Escort, Police	0	1	0.1	0	0	0.0
Follow up	60	593	49.4	34	343	42.9
Foot Patrol	4	21	1.8	6	15	1.9
Fraud, Non Priority	3	26	2.2	3	14	1.8
Fraud, Priority	0	1	0.1	1	3	0.4
Harassment	3	31	2.6	4	20	2.5
Help the Officer	0	0	0.0	1	1	0.1
Impound (Vehicle)	1	3	0.3	0	0	0.0

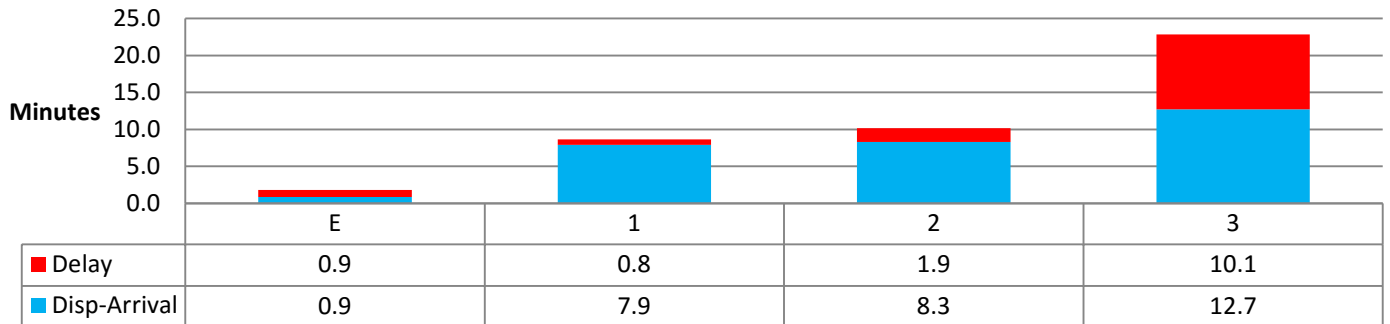
Information/Advised	29	480	40.0	38	308	38.5
Juvenile Problem	1	39	3.3	5	19	2.4
Level Two Operations	0	4	0.3	1	9	1.1
Mal Mischief, Non priority	1	47	3.9	7	22	2.8
Mal Mischief, Priority	1	11	0.9	0	1	0.1
Mental Commitment, Involuntary	0	6	0.5	0	2	0.3
Mental Commitment, Voluntary	0	2	0.2	0	1	0.1
Mental	3	4	0.3	0	2	0.3
Noise Problem	9	52	4.3	5	39	4.9
Nuisance/Unwanted Guest	6	47	3.9	2	36	4.5
Open Door/Window	2	12	1.0	0	13	1.6
Ordinance City Code Viol	1	20	1.7	6	15	1.9
Other Police Misc	1	8	0.7	0	5	0.6
Paper Service (Court)	0	21	1.8	1	6	0.8
Parking Complaint	4	13	1.1	2	12	1.5
Party Complaint	1	6	0.5	0	3	0.4
Person, Missing/Runaway	2	24	2.0	1	17	2.1
Person, Missing Priority	2	6	0.5	0	5	0.6
Property, Lost/Found/Rec	3	78	6.5	3	42	5.3
Prowler Priority	7	18	1.5	3	14	1.8
CPS & APS Referral	0	5	0.4	0	2	0.3
Radar Emphasis	0	36	3.0	0	30	3.8
Robbery, Priority	1	2	0.2	0	1	0.1
Registered Sex Offender, Routine Check	0	26	2.2	0	49	6.1
School Visit	0	38	3.2	0	28	3.5
Security Check	21	378	31.5	54	284	35.5
Sex Offense/Exposing Priority	2	9	0.8	0	2	0.3
Shots Fired	0	14	1.2	0	6	0.8
Shoplifting	1	10	0.8	0	0	0.0
Special Operations	2	2	0.2	0	0	0.0
School Resource Officer	0	3	0.3	0	1	0.1
Subject Stop	14	148	12.3	10	130	16.3
Stake Out	1	11	0.9	0	2	0.3
Substance Abuse	14	103	8.6	5	68	8.5
Suicide/Attempt	1	8	0.7	1	11	1.4
Suicide/Attempt, Weapon	0	2	0.2	0	1	0.1
Suspicious, Non priority	80	609	50.8	51	406	50.8
Suspicious, Priority	7	60	5.0	2	37	4.6
Search Warrant	0	4	0.3	1	5	0.6
Traffic Stop	44	691	57.6	50	329	41.1
Traffic Control	0	1	0.1	0	0	0.0
TCB	0	1	0.1	0	0	0.0
Traffic Hazard	7	86	7.2	10	46	5.8
Theft, Non priority	23	176	14.7	12	77	9.6
Theft, Priority	3	21	1.8	4	29	3.6
Threat, Non priority	3	23	1.9	0	3	0.4

Traffic pursuit	0	1	0.1	0	0	0.0
Training	0	28	2.3	2	65	8.1
Trespass, Report	2	34	2.8	7	40	5.0
Trespass, Priority	6	38	3.2	2	18	2.3
Traffic Problem	10	94	7.8	5	52	6.5
Vehicle Recovery	3	28	2.3	1	13	1.6
Vehicle Recovery, Priority	0	2	0.2	0	2	0.3
Vehicle Theft	3	45	3.8	4	14	1.8
Vehicle Theft, Priority	0	1	0.1	1	2	0.3
Violation Court Order	1	12	1.0	2	11	1.4
Violation Court Order, Priority	0	2	0.2	0	2	0.3
Warrant	15	92	7.7	10	49	6.1
Mail In/WEB Report	0	8	0.7	0	3	0.4
Weapons Call	0	0	0.0	0	2	0.3
Weights & Measures, Commercial Transport	0	7	0.6	0	0	0.0
Welfare Check	7	35	2.9	5	27	3.4
Totals	536	5946	496	489	3746	468

Response time - Incidents where the dispatch to arrival time = zero are not included.
 Final Types of BAIT, LEVEL2 and TRAIN filtered out.

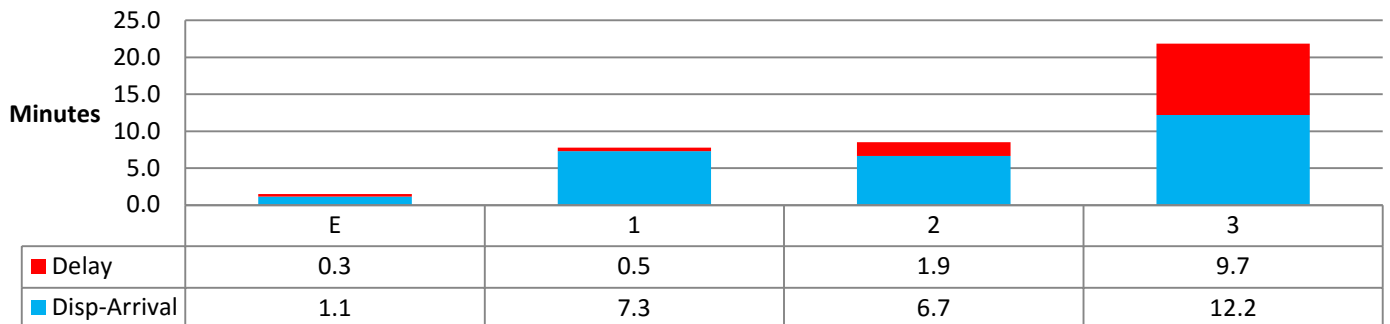
Granite Falls - Average Response By Priority - Aug 2015

Entry To Arrival = Dispatch To Arrival + Delay



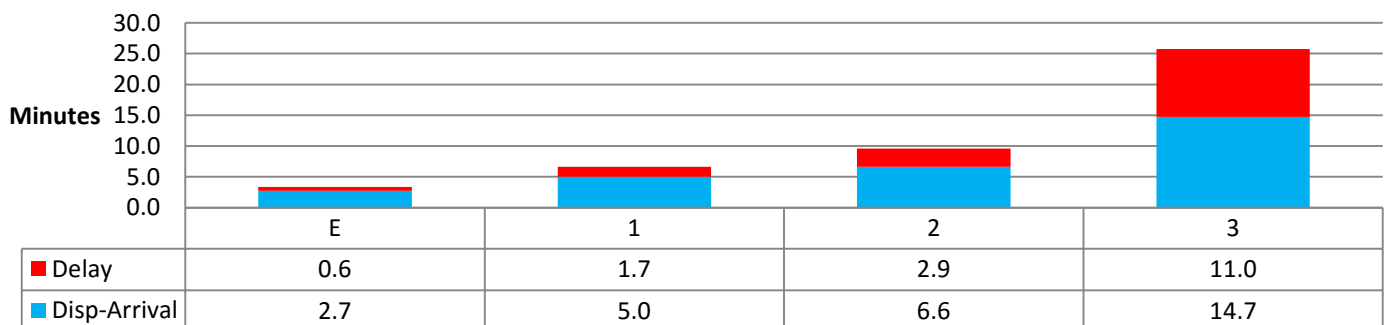
Granite Falls - Average Response By Priority - Jul 2015

Entry To Arrival = Dispatch To Arrival + Delay



Granite Falls - Average Response By Priority - 2015 YTD

Entry To Arrival = Dispatch To Arrival + Delay



Tables and charts compiled by Volunteer Ray Coleman